TV, TELEPHONE & DATA SYSTEM

S.NO	SYMBOLS	DESCRIPTION	MOUNTING HEIGHT
1	▼	TELEPHONE OUTLET (RJ-11)	AT WALL +0'-9" F.F.L
2	◥	INTERCOM OUTLET (RJ-11)	AT WALL +0'-9" F.F.L
3	T C	DATA OUTLET (RJ-45) FOR SMART TV	AT WALL +4'-6" F.F.L
4	C	DATA OUTLET (RJ-45)	AT WALL +0'-9" F.F.L
5	H	HDMI OUTLET	AT WALL +4'-6" F.F.L
6		CEILING MOUNTED WIFI ACCESS POINT	CEILING MOUNTED
7	TJB	MS JUNCTION BOX FOR TELEPHONE	AT WALL +4'-0" F.F.L
8	N.S	DATA NETWORKING SWITCH (N.S)	IN DATA CABINET
9		DOME TYPE CAMERA	CEILING MOUNTED
10		FIX TYPE INDOOR CAMERA	AT WALL +7'-6" F.F.L / AS PER SITE
11	NVR	NETWORKING VIDEO RECORDER	IN DATA CABINET
12	P.O.E	POWER OVER ETHERNET SWITCH (POE)	IN DATA CABINET
13		WALL MOUNTED SPEAKER	AT WALL +7'-6" F.F.L / AS PER SITE
14	AMPLIFIER	AMPLIFIER	IN CONSOLE

CCTV

1. SCALE: N.T.S
2. ALL DIMENSIONS ARE IN FEET UNLESSS OTHERWISE NOTED.
3. THIS DRAWINGS SHALL BE READ IN CONJUNCTION WITH THE RELEVANT ARCHITECTURAL, STRUCTURAL, MECHANICAL AND ELECTRICAL ENGINEERING SERVICES DRAWING, TOGETHER WITH THE SPECIFICATIONS.
4. THE MAXIMUM LENGTH FOR THE 4 Pair CAT 6 UTP / SFTP CABLING SHALL NOT EXCEED 90 METERS (295 ft) BETWEEN POE SWITCH AND OTHER DEVICES.
5. ALL MATERIALS & EQUIPMENT USED SHALL BE IN ACCORDANCE WITH THE APPROVED MATERIAL SUBMITTAL.
6. CONDUIT PATHWAYS SHALL NOT EXCEED 30 METERS BETWEEN PULL BOX LOCATION.
7. CABLE TRAY TO BE UTILIZED FOR CABLING WHERE POSSIBLE.
8. ALL CONDUIT RUNS SHALL NOT HAVE MORE THAN TWO 90 DEGREES BEND BETWEEN PULL POINT OR PULL BOXES.

DATA VOICE

1. SCALE: N.T.S
2. ALL DIMENSIONS ARE IN FEET UNLESSS OTHERWISE NOTED.
3. THIS DRAWINGS SHALL BE READ IN CONJUNCTION WITH THE RELEVANT ARCHITECTURAL, INTERIOR, STRUCTURAL, MECHANICAL AND ELECTRICAL ENGINEERING SERVICES DRAWING, TOGETHER WITH THE SPECIFICATIONS.
4. THE MAXIMUM LENGTH FOR THE 4 Pair CAT 6 UTP / SFTP CABLING SHALL NOT EXCEED 90 METERS (295 ft).
5. ALL MATERIALS & EQUIPMENT USED SHALL BE IN ACCORDANCE WITH THE APPROVED MATERIAL SUBMITTAL.
6. POWER OUTLETS TO BE PROVIDED FOR DATA RACK/CABINET/ELVJB AND ARE SHOWN IN CONVENIENCE POWER DRAWING.
7. CONDUIT PATHWAYS SHALL NOT EXCEED 30 METERS BETWEEN PULL BOX LOCATIONS.
8. CABLE TRAY TO BE UTILIZED FOR CABLING WHERE POSSIBLE.
9. ALL CONDUIT RUNS SHALL NOT HAVE MORE THAN TWO 90 DEGREES BEND BETWEEN PULL POINT OR PULL BOXES.

CABLE TRAY

1. SCALE: N.T.S
2. ALL DIMENSIONS ARE IN FEET UNLESS OTHERWISE NOTED.
3. THIS DRAWINGS SHALL BE READ IN CONJUNCTION WITH THE RELEVANT ARCHITECTURAL, STRUCTURAL, MECHANICAL AND ELECTRICAL ENGINEERING SERVICES DRAWING, TOGETHER WITH THE SPECIFICATIONS.
4. ALL ELECTRICAL WORKS SHALL BE IN ACCORDANCE WITH LATEST ELECTRICAL STANDARDs & CODES.
5. CABLE TRAY ROUTING SHALL BE COORDINATED WITH MECHANICAL & STRUCTURAL SERVICES.
6. ALL MATERIALS & EQUIPMENT USED SHALL BE IN ACCORDANCE WITH THE APPROVED MATERIAL SUBMITTAL.
7. SHOP DRAWING MUST BE SUBMITTED BY THE CONTRACTOR FOR APPROVAL BEFORE EXECUTION.

STAMP

RESIDENTIAL PROJECT

VIENNA VIRGINIA

REVISION DATE

No.	Description	Date

ISSUE DATES

TYPE	DATE
ONWER REVIEW SET	08/01/2025
PERMIT SET	08/01/2025
BID SET	08/01/2025
CONSTRUCTION SET	08/01/2025
AS BUILT SET	08/01/2025
DRAWN BY	Author
CHECKED BY	Checker

PROJECT NUMBER:
Project Number

DATE:
08/01/2025

SHEET TITLE:
MECHANICAL DETAILS

SHEET NUMBER:
E001

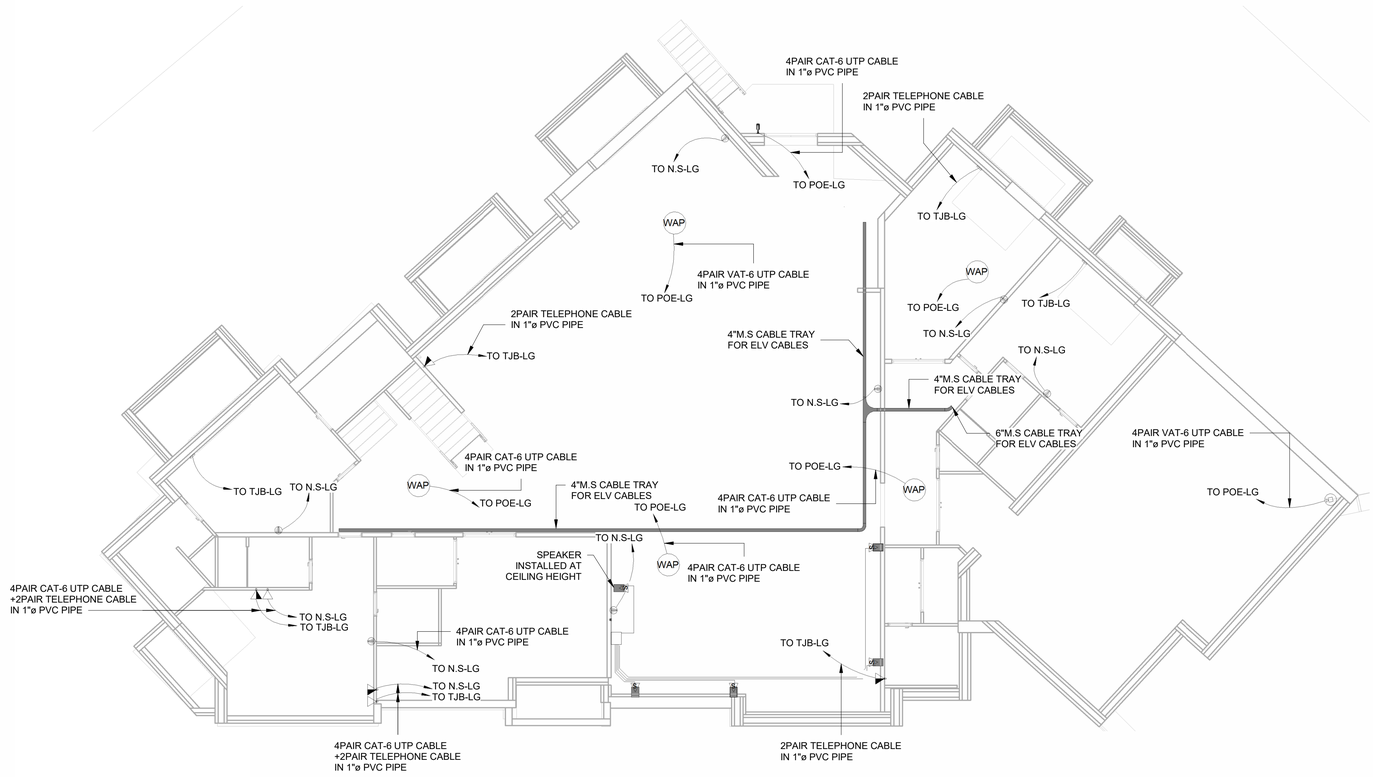

1 ELV BASEMENT PLAN

Scale: 1/8" = 1'-0"

STAMP

RESIDENTIAL PROJECT

VIENNA VIRGINIA

REVISION DATE

No.	Description	Date

ISSUE DATES

TYPE	DATE
ONWER REVIEW SET	08/01/2025
PERMIT SET	08/01/2025
BID SET	08/01/2025
CONSTRUCTION SET	08/01/2025
AS BUILT SET	08/01/2025
DRAWN BY	Author
CHECKED BY	Checker

PROJECT NUMBER:

Project Number

DATE:

08/01/2025

SHEET TITLE:

MECHANICAL DETAILS

SHEET NUMBER:

E002

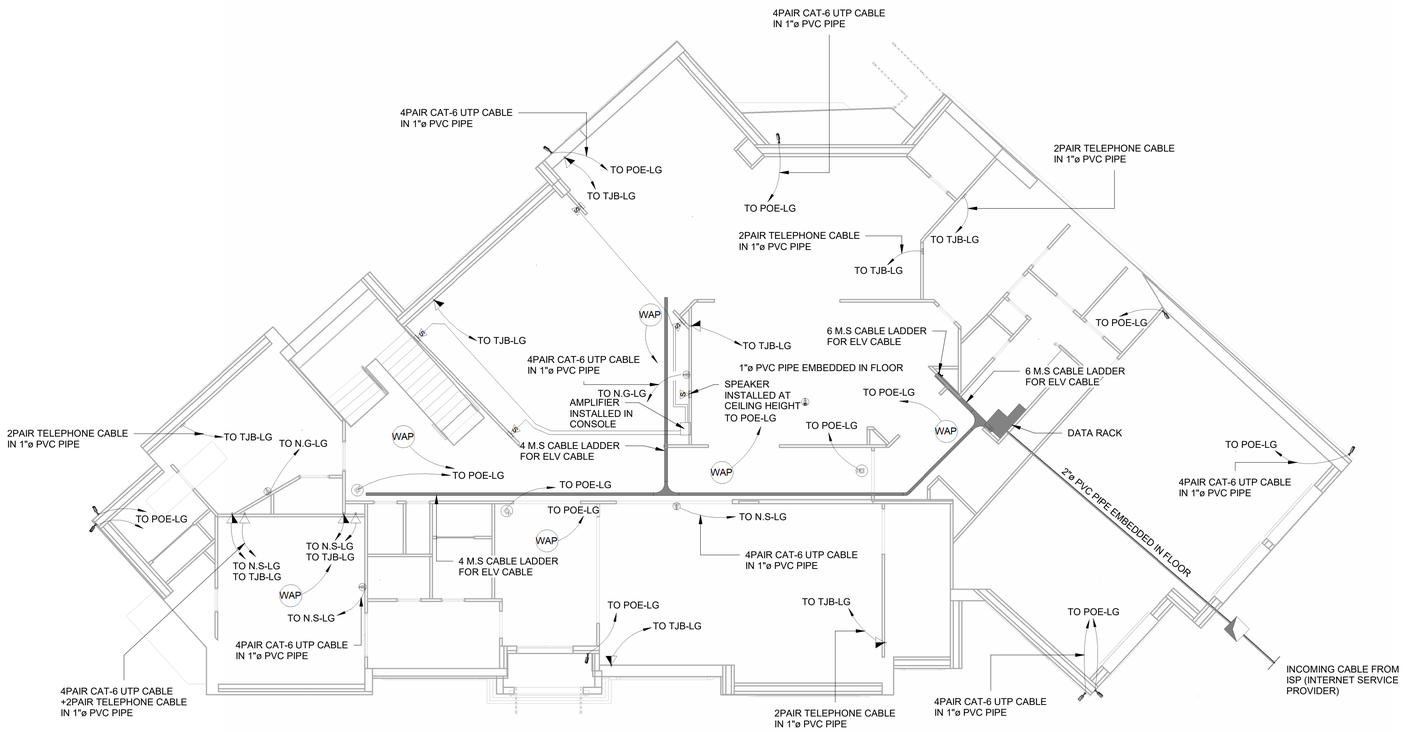

1 ELV LOWER LEVEL PLAN

Scale: 1/8" = 1'-0"

STAMP

RESIDENTIAL PROJECT

VIENNA VIRGINIA

REVISION DATE

No.	Description	Date

ISSUE DATES

TYPE	DATE
ONWER REVIEW SET	08/01/2025
PERMIT SET	08/01/2025
BID SET	08/01/2025
CONSTRUCTION SET	08/01/2025
AS BUILT SET	08/01/2025

DRAWN BY	Author
CHECKED BY	Checker

PROJECT NUMBER:
Project Number

DATE:
08/01/2025

SHEET TITLE:
MECHANICAL DETAILS

SHEET NUMBER:
E003

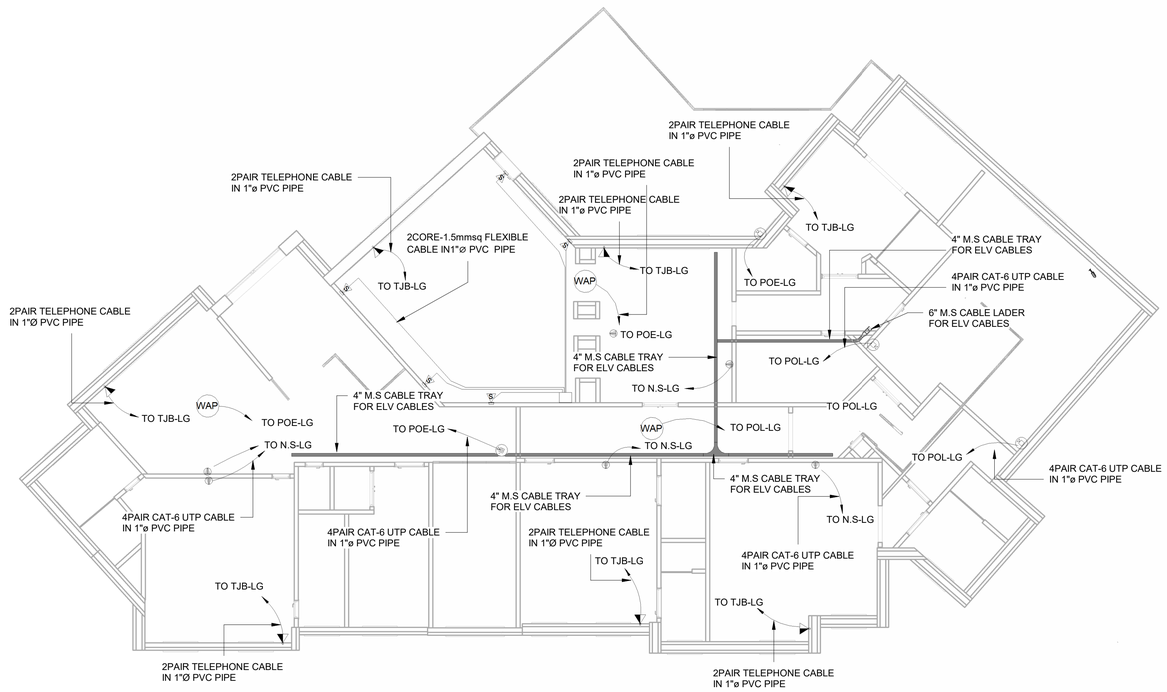

1 ELV UPPER LEVEL PLAN

Scale: 1/8" = 1'-0"

STAMP

RESIDENTIAL PROJECT

VIENNA VIRGINIA

REVISION DATE

No.	Description	Date

ISSUE DATES

TYPE	DATE
ONWER REVIEW SET	08/01/2025
PERMIT SET	08/01/2025
BID SET	08/01/2025
CONSTRUCTION SET	08/01/2025
AS BUILT SET	08/01/2025
DRAWN BY	Author
CHECKED BY	Checker

PROJECT NUMBER:

Project Number

DATE:

08/01/2025

SHEET TITLE:

MECHANICAL DETAILS

SHEET NUMBER:

E004